

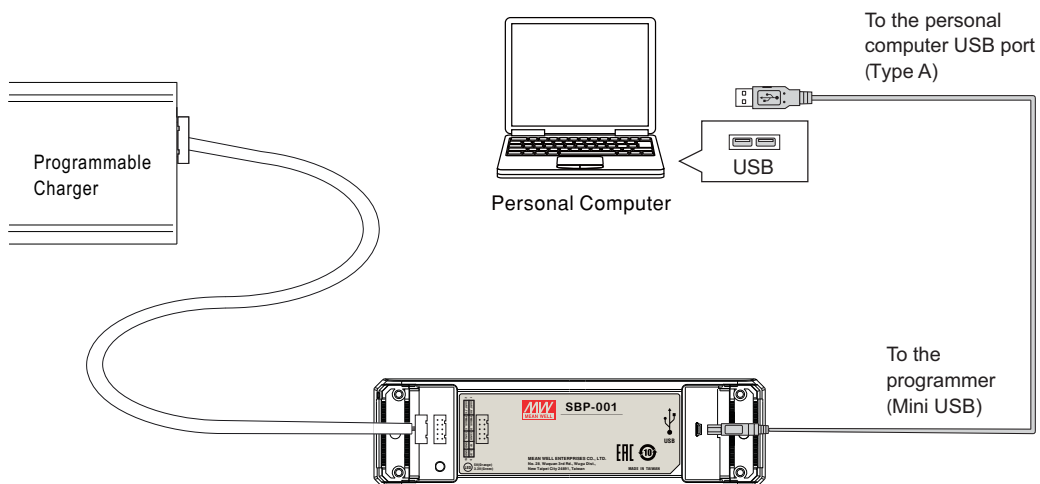


■ Features

- For MEAN WELL battery chargers with charging curve programmable function(ENC series, RPB/RCB-1600, DBU/DBR-3200, HEP-1000)
- Simple connection and configuration
- No need of battery or AC power
- LED status indicator
- Communication cables for ENC series, RPB-1600, DBU-3200, HEP-1000 are included (USB cable is not included)

■ Description

SBP-001 is a programmer, particularly for MEAN WELL's various programmable battery charger models to program the parameters of charging curves, such as the boost voltage, float voltage, charging current and so on, to accommodate the diversified battery specification in industry. With the design accounting for simplicity and convenience, users can easily configure MEAN WELL's programmable battery chargers with SBP-001 programmer and the computer; all of the setups are able to be finished easily by the means of the specific software.



■ Order Information

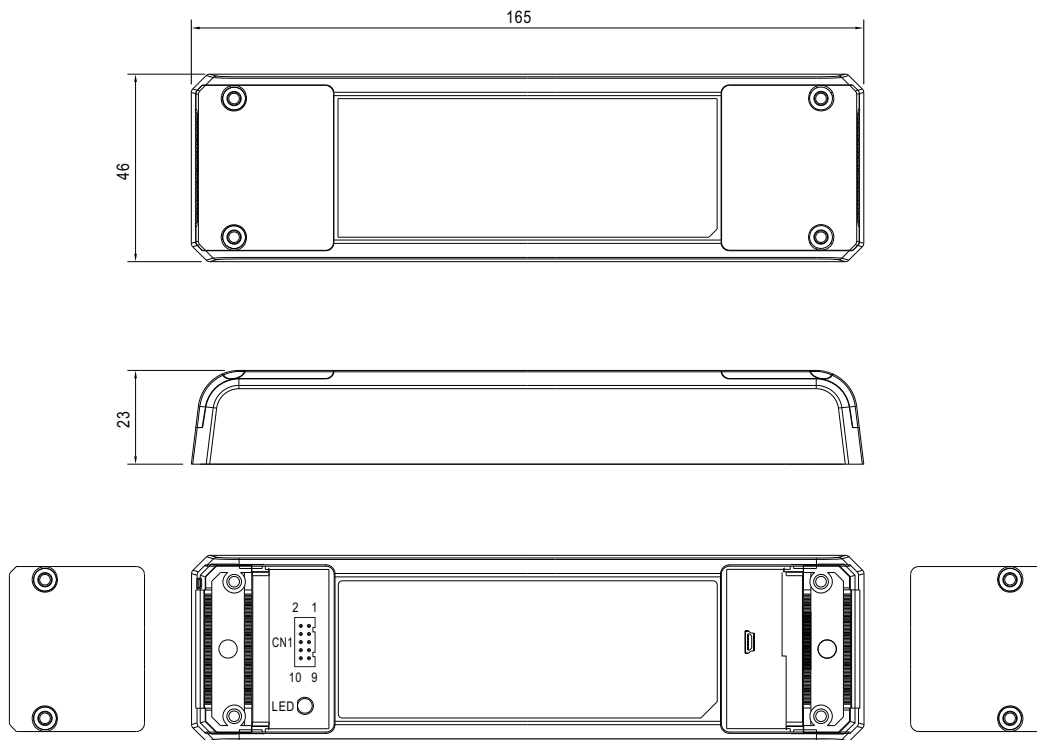
- Model No.: SBP-001

SPECIFICATION

MODEL	SBP-001	
OUTPUT	PROGRAMMING INTERFACE	PMBus, CANBus, UART
	LED INDICATOR	Green: 3.3V interface Orange: 5V interface
	PROGRAMMING VOLT.	5V and 3.3V, for programming purpose only. Total 0.5W(max.)
INPUT	COMM. INTERFACE	USB
ENVIRONMENT	WORKING TEMP.	0~ +40°C
	WORKING HUMIDITY	20 ~ 90% RH non-condensing
	STORAGE TEMP., HUMIDITY	-10 ~ +50°C, 10 ~ 95% RH non-condensing
	VIBRATION	10 ~ 500Hz, 2G 10min./1cycle, period for 60min. each along X, Y, Z axes
SAFETY	SAFETY STANDARDS	IEC62368-1 CB, EAC TP TC 004 approved
OTHERS	MTBF	1034.6K hrs min. Telcordia SR-332 (Bellcore) ; 312.9K hrs min. MIL-HDBK-217F (25°C)
	DIMENSION	165*46*23mm (L*W*H)
	PACKING	0.12Kg; 84pcs/11Kgs/1.4CUFT

Mechanical Specification

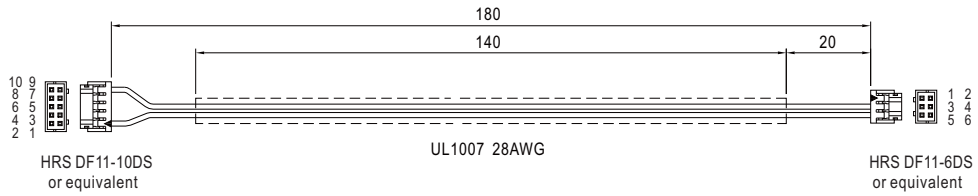
Case No.DAP-04 Unit:mm



Control Pin No. Assignment (CN1) : HRS DF11-10DP-2DSA or equivalent

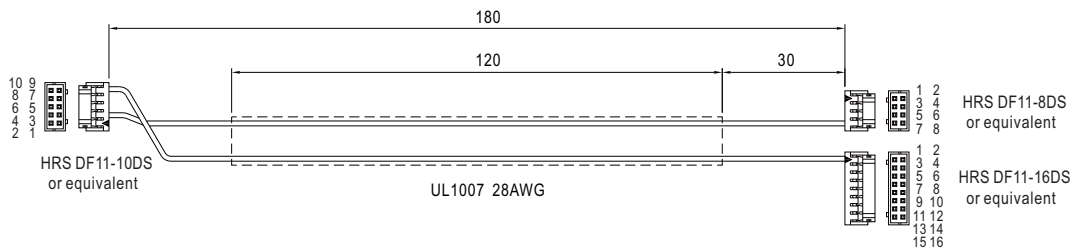
Pin No.	Assignment	Pin No.	Assignment	Mating Housing	Terminal
1	UART_RX	6	CANL	HRS DF11-10DS or equivalent	HRS DF11-***SC or equivalent
2	UART_TX	7	5V		
3	PMBUS_D	8,10	GND		
4	PMBUS_C	9	3.3V		
5	CANH				

※ Communication cable for ENC-120/180/240/360



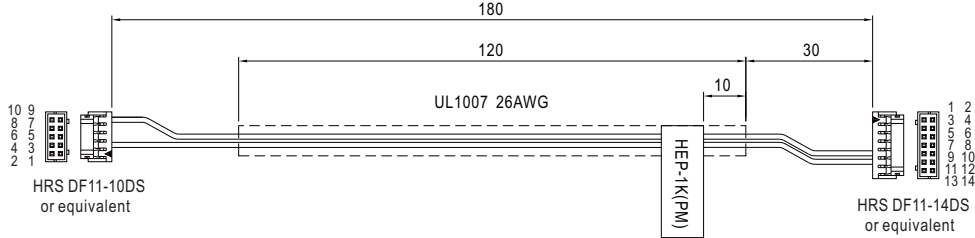
HRS DF11-10DS PIN NO.	1	2	3	4	5	6	7	8	9	10
HRS DF11-6DS PIN NO.	4	3	----	----	----	----	----	----	1	2
Wire color	Blue	Yellow	----	----	----	----	----	----	Red	Black
Assignment	UART_RX	UART_TX	PMBUS_D	PMBUS_C	CANH	CANL	5V	GND	3.3V	GND

※ Communication cable for RPB-1600, DBU-3200



HRS DF11-10DS PIN NO.	1	2	3	4	5	6	7	8	9	10
HRS DF11-8DS PIN NO.	----	----	7	8	----	----	----	----	----	----
HRS DF11-16DS PIN NO.	----	----	----	----	----	----	----	----	----	2
Wire color	----	----	Blue	Yellow	----	----	----	----	----	Black
Assignment	UART_RX	UART_TX	PMBUS_D	PMBUS_C	CANH	CANL	5V	GND	3.3V	GND

※ Communication cable for HEP-1000



HRS DF11-10DS PIN NO.	1	2	3	4	5	6	7	8	9	10
HRS DF11-14DS PIN NO.	----	----	11	12	----	----	----	----	----	9
Wire color	----	----	Blue	Yellow	----	----	----	----	----	Black
Assignment	----	----	PMBUS_D	PMBUS_C	----	----	----	----	----	GND